

Rist et stykke toast

Træning af finalt -sd

OBS. ord der ender på -st udtales som -sd.

Man kan med fordel bruge en legetøjsbrødrister til dette spil, da det gør spillet endnu sjovere! Hvis man ikke har dette, kan man bruge brødristeren nedenfor.


Fremgangsmåde: Udvælg den/de målord du vil arbejde med og print materialet ud. Obs. materialet skal printes på begge sider af papiret. Jeg anbefaler dernæst, at man laminerer materialet, særligt hvis man bruger en legetøjstoaster, da toastskiverne ellers ikke kan poppe op af toasteren.

Klip toastskiverne ud og placer dem med billedsiden nedad. Barnet skal trække én skive ad gangen og benævne ordet (gentag gerne 3-5 gange). Herefter placeres toastskiven i toasteren. Fortsæt indtil der er nok skiver i maskinen. I kan vælge at poppe skiverne efter et par gange eller når toasteren er fyldt med mange skiver – det er op til jer 😊 Men børnene elsker det, når toastene flyver afsted, så man kan med fordel gøre det mange gange.


God fornøjelse!




Finalt -sd




ost




kost




øst









vest



tørst




test




Finalt -sd




fest




hest




blæst









test




blomst




lyst




Finalt -sd




bedst




kvist




kyst



høst



most



gæst

